




# South East End

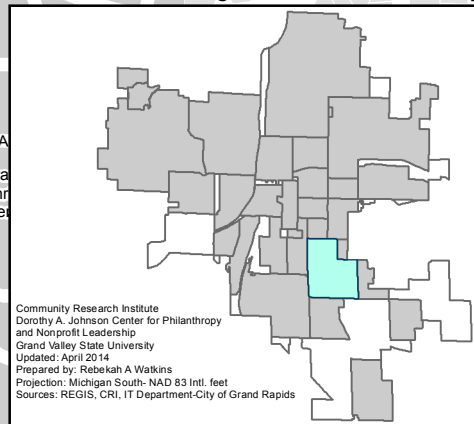
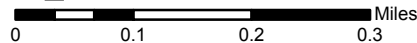
City of Grand Rapids, Michigan

**Neighborhood Association**  
**Office: ★ 900 Fuller SE, 49506**

 Neighborhood Boundary

 School

 Parks



Community Research Institute  
Dorothy A. Johnson Center for Philanthropy  
and Nonprofit Leadership  
Grand Valley State University  
Updated: April 2014  
Prepared by: Rebekah A Watkins  
Projection: Michigan South-NAD 83 Intl. feet  
Sources: REGIS, CRI, IT Department-City of Grand Rapids

